



U.S. DEPARTMENT OF COMMERCE
U.S. CENSUS BUREAU

FORM
TC-9501 (11-02-2021)

2021 ECONOMIC CENSUS VEHICLE INVENTORY AND USE SURVEY

OMB No. 0607-0892: Approval Expires 10/31/2024

DUE DATE:

Report by mail:

U.S. Census Bureau
1201 East 10th Street
Jeffersonville, IN 47132-0001

OR

Report electronically:
<https://portal.census.gov>

Authentication Code:

Need help or have questions about filling out this form?

Visit our web site:
www.census.gov/viushelp

OR

Call 1-844-395-4085 between
8:30 a.m. and 5:00 p.m., EST,
Monday through Friday.

YOUR RESPONSE IS REQUIRED BY LAW. Title 13 United States Code (U.S.C.), Sections 131 and 182 authorize this collection. Sections 224 and 225 require your response. The U.S. Census Bureau is required by Section 9 of the same law to keep your information **CONFIDENTIAL** and can use your responses only to produce statistics. The Census Bureau is not permitted to publicly release your responses in a way that could identify you, your business, organization, or institution. Per the Federal Cybersecurity Enhancement Act of 2015, your data are protected from cybersecurity risks through screening of the systems that transmit your data.

This collection has been approved by the Office of Management and Budget (OMB). The eight-digit OMB approval number is 0607-0892 and appears at the upper right of this page. Without this approval we could not conduct this survey.

We estimate this survey will take an average of 65 minutes to complete. More information about this estimate and an address where you may write with comments is on the last page of this form.

Estimated responses are acceptable for this survey. For some questions, please indicate if the response is not an estimate and has been verified from documentation or a record.

START HERE

- Use blue or black ink or pencil.
- Please center numbers in their respective boxes.

Example:

0 1 2 3 4 5 6 7 8 9

A REGISTRATION INFORMATION

All questions on this form refer to the vehicle identified by the following registration information:

Vehicle Identification Number (VIN)

Model year

Vehicle make

Vehicle model

State

▶ CAUTION: Pay close attention to arrows and bolded instructions throughout this questionnaire. When present, these instructions will tell you where to go next. When not present, go to the next question.

1. Is the vehicle identified above still in your possession OR your company's possession?

Yes → **GO to section C ACQUISITION**

No → **GO to section B DISPOSAL**

Vehicle was never in my OR my company's possession → **GO to section D CONTACT INFORMATION**



ESTIMATES ARE ACCEPTABLE

B DISPOSAL

1. Did you dispose of this vehicle prior to January 1, 2021?

Yes → GO to section **C CONTACT INFORMATION**

No

2. When did you dispose of this vehicle?

Enter 2-digit month and 4-digit year.

Month Year

 /

Don't know

3. How did you dispose of this vehicle?

▶ **NOTE:** If you disposed of this vehicle after January 1, 2021, answer all of the remaining applicable questions according to how you used the vehicle during 2021. If you disposed of this vehicle prior to January 1, 2021 go to section **C Contact Information**.

Mark ONE box only.

Sold or gave it away

Traded it in

Junked, scrapped, or otherwise destroyed it

Returned it to leasing company

Repossessed

Sent to another country

C ACQUISITION

1. When did you originally take physical possession of this vehicle?

Enter 2-digit month and 4-digit year.

Month Year

 /

Don't know

2. Was this vehicle new when you took physical possession of it?

Yes

No

D LEASING

▶ **NOTE:** This section pertains to ownership leasing. Rental agreements are NOT covered.

1. Did you lease this vehicle FROM another person or company during 2021?

Yes → GO to section **E TYPE OF VEHICLE**

No

2. Did you lease this vehicle TO another person or company during 2021?

Yes

No



ESTIMATES ARE ACCEPTABLE

E TYPE OF VEHICLE

1. Which body type most closely resembled this vehicle?

Mark ONE box only.

- Pickup
- Minivan
- Van other than minivan
- Sport utility vehicle
- Other – please specify ↴

F PHYSICAL CHARACTERISTICS

▶ **NOTE:** Axles are long steel rods that run parallel with the front and rear bumpers and have wheels attached to them.

1. What was the total number of axles on this vehicle?

Include front and rear axles, but do NOT include axles on any trailers pulled.

Mark ONE box only.

- Two
- Three

2. How many tires were on the rear axle?

Mark ONE box only.

- Two
- Four

3. How many of this vehicle's axles were powered?

Mark ONE box only.

- One
- Two
- Other – please specify

4. What type of transmission did this vehicle have?

Mark ONE box only.

- Automatic
- Manual
- Both
- Other – please specify ↴



ESTIMATES ARE ACCEPTABLE**F PHYSICAL CHARACTERISTICS - Continued****5. In 2021, did this vehicle have any of the following standard features?***Mark ALL that apply.*

- Air bags
- Anti-lock brake system
- Cruise control
- Driver-facing camera
- Global Positioning System (GPS) for fleet transponder use only (no navigational aid)
- Global Positioning System (GPS), with navigation
- Internet access
- Rollover protection
- None of the above

6. In 2021, did this vehicle have any of the following driving control assistance features?*Mark ALL that apply.*

- Adaptive cruise control – *Assists with acceleration and/or braking to maintain a prescribed distance between it and a vehicle in front. Some systems can come to a stop and continue.*
- Active driving assistance – *Assists with vehicle acceleration, braking, and steering. Some systems are limited to specific driving conditions. Driver is responsible for primary task of driving.*
- Lane keeping assistance – *Assists with steering to maintain vehicle within driving lane.*
- Platooning capabilities – *Assists with helping a vehicle adjust its speed as it follows the preceding vehicle in the same lane by using a combination of forward ranging sensors and V2V, V2I, and/or V2X communications.*
- Vehicle-to-Vehicle (V2V), Vehicle-to-Infrastructure (V2I) and/or Vehicle-to-Everything (V2X) communications – *Assists with allowing vehicles to exchange information with other vehicles, infrastructure, or moving parts of the traffic system around them using wireless communication technologies.*
- None of the above

7. In 2021, did this vehicle have any of the following collision warning features?*Mark ALL that apply.*

- Blind spot warning – *Detects vehicles to rear in adjacent lanes while driving and alerts the driver to their presence.*
- Forward collision warning – *Detects impending collision while traveling forward and alerts driver. Some systems include pedestrian or other object detection.*
- Lane departure warning – *Monitors vehicle's position within driving lane and alerts driver as the vehicle approaches or crosses lane markers.*
- Parking obstruction warning – *Detects obstructions near vehicle during parking maneuvers.*
- Rear cross traffic warning – *Detects vehicles approaching from the side and rear of vehicle while traveling in reverse and alerts driver.*
- None of the above



ESTIMATES ARE ACCEPTABLE**F PHYSICAL CHARACTERISTICS - Continued****8. In 2021, did this vehicle have any of the following collision intervention features?***Mark ALL that apply.*

- Automatic emergency braking – *Detects potential collision while traveling forward and automatically applies the brakes to avoid or lessen the severity of impact. Some systems include pedestrian or other object detection.*
- Automatic emergency steering – *Detects potential collision and automatically controls steering to avoid or lessen the severity of impact. Some systems include pedestrian or other object detection.*
- Rear automatic emergency braking – *Detects potential collision while traveling in reverse and automatically applies the brakes to avoid or lessen the severity of impact. Some systems include pedestrian or other object detection.*
- None of the above

9. In 2021, did this vehicle have any of the following parking assistance features?*Mark ALL that apply.*

- Active parking assistance – *Controls steering and potentially other functions during parking. Driver may be responsible for acceleration, braking, and gear position. Some systems are capable of parallel and/or perpendicular parking.*
- Remote parking – *Parks vehicle without driver being physically present inside the vehicle. Automatically controls acceleration, braking, steering, and shifting.*
- None of the above

10. In 2021, did this vehicle have any of the following other driver assistance systems features?*Mark ALL that apply.*

- Automated high beams – *Switches between high and low beam headlamps automatically based on lighting, surroundings, and traffic.*
- Backup camera – *Provides view of area behind vehicle when in reverse. Could include trailer assistance, a system that assists drivers during backing maneuvers with a trailer attached.*
- Driver monitoring – *Monitors drivers to determine if they are actively engaged in the task of driving. Some systems monitor driver's eye movement and head position.*
- Head-up display – *Projects image of vehicle data and/or navigational info into the driver's forward line of sight.*
- Night vision – *Aids driver vision at night by projecting enhanced images on instrument cluster or head-up display.*
- Surround-view camera – *Uses cameras located around vehicle to present view of surroundings.*
- None of the above



ESTIMATES ARE ACCEPTABLE

F PHYSICAL CHARACTERISTICS - Continued

11. In 2021, did this vehicle have any of the following fuel economy features?

Mark ALL that apply.

- Aerodynamic bumper
- Aerodynamic hood
- Aerodynamic mirrors
- Automatic engine shutoff technology
- Automatic tire inflation system
- Hybrid-electric drivetrain (no plug)
- Idle-reducing technology (portable auxiliary pack, electrification, etc.)
- Low rolling resistance tires
- Plug-in hybrid-electric drivetrain
- None of the above

12. In 2021, did this vehicle have any of the following other features?

Mark ALL that apply.

- Aerial work platform/bucket
- Air compressor (except for air brakes)
- Air springs
- Crane
- Hoist
- Lift gate
- Mounting bar for snowplow
- Partitions, shelves, racks, or bins
- Power take-off
- Telematics (for fleet management)
- Toolbox
- Winch
- None of the above

13. What was this vehicle's towing capacity in pounds?

Towing capacity depends on the exact model and/or any aftermarket modifications. Information about towing capacity can be found in the vehicle manual, online, or calculated from the information inside the door.

Pounds

--	--	--	--	--	--	--	--	--	--

14. What was the height of this vehicle's cabin (measured from the ground to the top of the roof)?

Include any equipment that extends above the roof of the cabin such as an antenna, a fairing, or a smoke stack.

Feet	Inches



ESTIMATES ARE ACCEPTABLE**G TIME OPERATED****1. In 2021, how many months was this vehicle used?**

Round to the nearest whole month.

Mark ONE box only.

- 12 months → **GO to section H HOME BASE**
- 7-11 months
- 2-6 months
- 1 month or less
- Vehicle not used (no miles driven)

2. In 2021, what reasons (if any) was this vehicle NOT in use for periods of 90 consecutive days or more?

Mark ALL that apply.

- Not applicable
- Seasonal
- Not needed/idle (excluding seasonal)
- Under repair
- Other – *please specify* ↴

▶ **If you reported "Vehicle not used (no miles driven)" to question 1 above, go to section O CONTACT INFORMATION**



ESTIMATES ARE ACCEPTABLE

H HOME BASE

1. What was the primary function of the home base from which this vehicle operated?

▶ **NOTE:** Home base refers to the location where the vehicle was usually parked when it was not on the road.

Mark *ONE* box only.

- No home base → **GO to section 1 MILES**
- Private residence
- Corporate office/headquarters
- Terminal or motor pool
- Distribution center
- Manufacturing plant
- Farm/agricultural production
- Mining or other energy production site
- Truck leasing company
- Port
- Other – *please specify* ↗

2. Where was the home base of this vehicle on July 1, 2021?

If this vehicle was put into service after July 1, 2021, enter current home base.

City (or city equivalent)

State

ZIP Code

--	--	--	--	--	--

County/Parish/Borough (or equivalent)

3. In addition to this vehicle, how many other vehicles/trailers were operated from the home base location?

Pickups, small vans (including minivans), and sport utility vehicles:	<input style="width: 20px; height: 20px; border: 1px solid black;" type="text"/> , <input style="width: 20px; height: 20px; border: 1px solid black;" type="text"/>
Semi-trucks (tractor/trailer trucks):	<input style="width: 20px; height: 20px; border: 1px solid black;" type="text"/> , <input style="width: 20px; height: 20px; border: 1px solid black;" type="text"/>
Any other trucks or vans:	<input style="width: 20px; height: 20px; border: 1px solid black;" type="text"/> , <input style="width: 20px; height: 20px; border: 1px solid black;" type="text"/>
Trailers (including trailer mounted equipment):	<input style="width: 20px; height: 20px; border: 1px solid black;" type="text"/> , <input style="width: 20px; height: 20px; border: 1px solid black;" type="text"/>
Converter dollies:	
<i>A dolly is an unpowered vehicle designed for connection to a tractor unit or truck.</i>	<input style="width: 20px; height: 20px; border: 1px solid black;" type="text"/> , <input style="width: 20px; height: 20px; border: 1px solid black;" type="text"/>

No other vehicles at this home base



ESTIMATES ARE ACCEPTABLE

I MILES

1. How many total miles was this vehicle driven in 2021?

Round to the nearest whole mile.

Miles
 ,

Total miles verified by records

2. How was the annual mileage calculated?

Mark ALL that apply.

Odometer readings

Gas or fuel receipts

Trip meter

GPS

Other – please specify ↴

3. How many miles-per-gallon (mpg) did this vehicle average in 2021?

If compressed natural gas (CNG), liquified natural gas (LNG), or electricity was used, give miles per gasoline gallon equivalent (GGE). 1 GGE = 123 cubic feet CNG. 1 GGE = 1.5362 gallons of LNG. 1 GGE = 33.7 kWh electricity.

Report to the nearest tenth.

MPG

4. How was miles-per-gallon (mpg) calculated?

Mark ALL that apply.

Odometer readings

Gas or fuel receipts

Trip meter

GPS

Other – please specify ↴

5. What was the approximate percentage of this vehicle's 2021 mileage for each of the following jurisdictions? Round to the nearest whole percent. Total should sum to 100%.

Operated within the home base state. %

Operated in states other than the home base state (or has no home base) %

Operated in Canada. %

Operated in Mexico %

TOTAL %

Percentages verified by records



ESTIMATES ARE ACCEPTABLE

I MILES - Continued

6. What was the approximate percentage of this vehicle's 2021 mileage driven within the following ranges of operation?

If this vehicle did not operate from a home base, report its average range of operation. Round to the nearest whole percent. Total should sum to 100%.

50 miles or less from its home base	<input type="text"/> <input type="text"/> <input type="text"/> %
51 to 100 miles from its home base	<input type="text"/> <input type="text"/> <input type="text"/> %
101 to 200 miles from its home base	<input type="text"/> <input type="text"/> <input type="text"/> %
201 to 500 miles from its home base	<input type="text"/> <input type="text"/> <input type="text"/> %
More than 500 miles from its home base	<input type="text"/> <input type="text"/> <input type="text"/> %
TOTAL	1 0 0 %

Percentages verified by records

7. What was the approximate percentage of this vehicle's 2021 mileage driven off road (not on an established public or private road)?

Round to the nearest whole percent. If not applicable, enter zero.

Percentage of miles off road %

8. How many miles has this vehicle been driven since it was manufactured?

If the odometer has turned over, please enter the figure for the total amount. If the vehicle is no longer in your possession, enter the figure when you last operated the vehicle. Round to the nearest whole mile.

Miles

J FUEL AND MAINTENANCE

1. In 2021, what type of fuel or fuel combination was most often used in this vehicle?

If a fuel combination was used, select ALL that make up the combination. Otherwise, mark ONE box only.

- Gasoline
- Diesel (including biodiesel)
- Propane (liquefied petroleum gas)
- Alcohol fuels – ethanol (E85, E100)
- Electricity
- Compressed Natural Gas (CNG)
- Liquefied Natural Gas (LNG)
- Other – please specify ↴



ESTIMATES ARE ACCEPTABLE

J FUEL AND MAINTENANCE - Continued

2. In 2021, at what type of location was this vehicle typically refueled?
Mark ONE box only.

- Gas station
- Truck stop
- Your own facility (including home, farm, ranch, on-site by mobile supplier, etc.)
- Other company's/contractor's facility not open to the public
- Other – *please specify* ↴

3. In 2021, who performed any GENERAL maintenance (oil change, brake change, headlight replacement, etc.) on this vehicle?
Mark ALL that apply.

- General repair business or private mechanic (includes gas stations, truck stops, parts store, etc.)
- Dealership service department
- Leasing company
- Yourself, spouse, friend, etc. while not employed/paid by any maintenance type facility
- Company-owned maintenance facility
- None performed → **GO to question 5 below**
- Other – *please specify* ↴

4. What was the total cost of all GENERAL maintenance in 2021?
Round to the nearest whole dollar

\$, .

5. In 2021, were any EXTENSIVE repairs over \$500 performed on this vehicle?
EXTENSIVE repair means a repair that requires the replacement of a costly part to have the vehicle fully operational again. Exclusions (i) Repair that can be remedied temporarily without special tools or parts. (ii) Tire disablement without other damage even if no spare tire is available. (iii) Headlamp or taillight damage. (iv) Damage to turn signals, horn, or windshield wipers which makes them inoperative.

- Yes → **GO to question 6 on page 12**
- No → **GO to question 8 on page 12**



ESTIMATES ARE ACCEPTABLE

J FUEL AND MAINTENANCE - Continued

6. Who performed these EXTENSIVE repairs?

Mark ALL that apply.

- General repair business or private mechanic (includes gas stations, truck stops, parts store, etc.)
- Dealership service department
- Leasing company
- Yourself, spouse, friend, etc. while not employed/paid by any maintenance type facility
- Company-owned maintenance facility
- Other – please specify ↴

7. What was the total cost of all EXTENSIVE repairs in 2021?

Round to the nearest whole dollar.....

\$

,

.00

8. Has this vehicle's engine EVER been rebuilt or overhauled?

Mark ONE box only.

- Yes → GO to question 9 below
- No → GO to section **K VEHICLE CONFIGURATION**
- Don't know → GO to section **K VEHICLE CONFIGURATION**

9. In what year was this vehicle's engine LAST rebuilt or overhauled?

Year

Don't know

K VEHICLE CONFIGURATION

1. In 2021, was this vehicle used to pull a trailer?

Trailer mounted equipment should be treated as a trailer.

- Yes
- No → GO to question 6 on page 13

2. In 2021, did this vehicle pull a trailer for at least half of all miles driven?

Trailer mounted equipment should be treated as a trailer.

- Yes, this vehicle pulled a trailer for 50% or more of all miles driven
- No, this vehicle pulled a trailer for less than 50% of all miles driven → GO to question 6 on page 13

3. How many axles were on the trailer unit most often pulled by this vehicle?

Mark ONE box only.

- One
- Two
- Three or more

4. What was the length, in feet, of the trailer unit most often pulled by this vehicle?

Round to the nearest whole number.....


Feet




ESTIMATES ARE ACCEPTABLE

K VEHICLE CONFIGURATION - Continued

5. Did the trailer have any of the following add-on equipment?
Mark ALL that apply.


- Aerodynamic reflectors
- Aluminum wheels
- Front fairing
- Lightweight landing gear
- Rear fairing (trailer tail, boat tail)
- Side skirts
- Undercarriage aerodynamic devices
- None of the above
- Other – *please specify* 

6. Referring to the most common configuration indicated in question 1 (no trailer or trailer pulled), what was the total length of this vehicle or vehicle/trailer combination?
*Report distance, in feet, from front bumper to rear of vehicle or trailer(s).
Mark ONE box only.*

- Less than 16.0 feet
- 16.0 to 19.9 feet
- 20.0 to 27.9 feet
- 28.0 to 35.9 feet
- 36.0 to 40.9 feet
- 41.0 to 44.9 feet
- 45.0 to 49.9 feet
- Other – *please specify*  feet

L WEIGHT

1. What was the empty weight of this vehicle or vehicle/trailer combination?
*That is, the weight of the vehicle or vehicle/trailer combination **without** any goods, packaging, or parcels for use, delivery, or sale. Round to the nearest whole pound.*

- Less than 6,001 pounds
- 6,001 to 8,500 pounds
- 8,501 to 10,000 pounds
- Other – *please specify*  pounds

2. In 2021, what was the average weight of this vehicle or vehicle/trailer combination? *That is, the typical weight of the vehicle or vehicle/trailer combination **with** any goods, packaging, or parcels for use, delivery, or sale loaded onto the vehicle. Round to the nearest whole pound*

Pounds

,



ESTIMATES ARE ACCEPTABLE**M KIND OF BUSINESS**

1. In 2021, was this vehicle used, at least partially, for any commercial or business-related activities?

- Yes, this vehicle was used at least part time for commercial activities → **GO to question 2 below**
- No, this vehicle was strictly used for personal use → **GO to section M CONTACT INFORMATION**

2. Which of the following best described the business activity in which this vehicle was most often used in 2021?

If vehicle was leased, indicate business of lessee. Mark ONE box only.

- Accommodation or food services (for immediate consumption)

Administrative and support and waste management and remediation services

- Waste management and remediation
- Landscaping
- Other administrative and support and waste management and remediation services

Agriculture, forestry, fishing, or hunting

- Agriculture (crop and animal production)
- Fishing, hunting, trapping
- Forestry and logging
- Other agriculture, forestry, fishing, and hunting

- Arts, entertainment, or recreation services

Construction

- Construction – residential (includes land subdivision and development, as well as construction by special trade contractors)
- Construction – non-residential (includes land subdivision and development, as well as construction by special trade contractors)
- Other construction

- Fuel wholesale or distribution

- Information services (includes telephone and television)

- Manufacturing

- Mining (includes quarrying, well operations, and beneficiating)

- Retail Trade

Transportation and warehousing

- For-hire transportation (of goods or people)
- Warehousing and storage
- Other transportation and warehousing

QUESTION CONTINUES ON PAGE 15



ESTIMATES ARE ACCEPTABLE

M KIND OF BUSINESS - Continued

2. Continued

- Utilities (includes electric power, natural gas, steam supply, water supply, and sewage removal)
- Vehicle leasing or rental (includes short-term rentals)
- Wholesale trade
- Other services, including advertising, real estate, nonvehicle leasing or rental, educational, health care, social assistance, finance, insurance, professional, scientific, or technical services
- Other – *please describe in detail* ↴

3. In 2021, was this vehicle used for any of the following commercial activities?

Mark ALL that apply.

- Transporting goods/products belonging to you or your company
- Transporting goods/products belonging to another person or company (e.g., hired motor carrier or owner operator)
- Transporting online local goods/products (e.g., grocery store, Uber Eats, Grubhub)
- Transporting tools related to your business
- Transporting paying passengers (e.g., taxi, Uber, Lyft)
- Transporting non-paying passengers (e.g., shuttle for airports, hotels, car rentals, or social services)
- Rental (daily and other short term)
- Other – *please specify* ↴

4. What was the approximate percentage of this vehicle’s 2021 mileage for each of the following activities?

Follow the instruction for the category with the highest reported percentage.

If your highest percentage occurs for more than one category, choose the category that you most identify with. Round to the nearest whole percent.

Transporting goods/products belonging to you or your company → GO to section N PRODUCTS, EQUIPMENT, OR MATERIAL	<div style="border: 1px solid black; padding: 2px; display: inline-block;"> <input style="width: 20px; height: 20px;" type="text"/> <input style="width: 20px; height: 20px;" type="text"/> <input style="width: 20px; height: 20px;" type="text"/> % </div>
Transporting goods/products belonging to another person or company (e.g., hired motor carrier or owner operator) → GO to section N PRODUCTS, EQUIPMENT, OR MATERIAL	<div style="border: 1px solid black; padding: 2px; display: inline-block;"> <input style="width: 20px; height: 20px;" type="text"/> <input style="width: 20px; height: 20px;" type="text"/> <input style="width: 20px; height: 20px;" type="text"/> % </div>
Transporting online local goods/products (e.g., grocery store, Uber Eats, Grubhub) → GO to section N PRODUCTS, EQUIPMENT, OR MATERIAL	<div style="border: 1px solid black; padding: 2px; display: inline-block;"> <input style="width: 20px; height: 20px;" type="text"/> <input style="width: 20px; height: 20px;" type="text"/> <input style="width: 20px; height: 20px;" type="text"/> % </div>
Transporting tools related to your business → GO to section O CONTACT INFORMATION	<div style="border: 1px solid black; padding: 2px; display: inline-block;"> <input style="width: 20px; height: 20px;" type="text"/> <input style="width: 20px; height: 20px;" type="text"/> <input style="width: 20px; height: 20px;" type="text"/> % </div>
Transporting paying passengers (e.g., taxi, Uber, Lyft) → GO to section O CONTACT INFORMATION	<div style="border: 1px solid black; padding: 2px; display: inline-block;"> <input style="width: 20px; height: 20px;" type="text"/> <input style="width: 20px; height: 20px;" type="text"/> <input style="width: 20px; height: 20px;" type="text"/> % </div>
Transporting non-paying passengers (e.g., shuttle for airports, hotels, car rentals, or social services) → GO to section O CONTACT INFORMATION	<div style="border: 1px solid black; padding: 2px; display: inline-block;"> <input style="width: 20px; height: 20px;" type="text"/> <input style="width: 20px; height: 20px;" type="text"/> <input style="width: 20px; height: 20px;" type="text"/> % </div>
Rental (daily and other short term) → GO to section O CONTACT INFORMATION	<div style="border: 1px solid black; padding: 2px; display: inline-block;"> <input style="width: 20px; height: 20px;" type="text"/> <input style="width: 20px; height: 20px;" type="text"/> <input style="width: 20px; height: 20px;" type="text"/> % </div>

QUESTION CONTINUES ON PAGE 16



ESTIMATES ARE ACCEPTABLE

M KIND OF BUSINESS - Continued

4. Continued

Personal use (non-commercial use) → **GO to section M CONTACT INFORMATION** %

Other → **GO to section M CONTACT INFORMATION** %

Percentages verified by records

N PRODUCTS, EQUIPMENT, OR MATERIALS

1. What was the approximate percentage of this vehicle's 2021 mileage for each of the following categories?

Round to the nearest whole percent. Total should sum to 100%

Empty – NOT CARRYING any products, tools, equipment, or materials
If 100% empty → **GO to section M CONTACT INFORMATION** %

Loaded – CARRYING products, tools, equipment, or materials. %

TOTAL **1 0 0 %**

Percentages verified by records

2. What was the approximate percentage of this vehicle's 2021 mileage that this vehicle was filled to physical capacity (cubed out)?

Round to the nearest whole percent. If not applicable, enter zero.

Vehicle was filled to physical capacity (cubed out): %

Percentages verified by records

3. What was the approximate percentage of this vehicle's 2021 mileage that this vehicle was filled to weight limit (weighed out)?

Round to the nearest whole percent. If not applicable, enter zero.

Vehicle was filled to weight limit (weighed out): %

Percentages verified by records

4. In 2021, when carrying a typical load, what was the average weight of goods, parcels, or any other products (including packaging) that were loaded for delivery or sale? *Round to the nearest whole pound.* Pounds

5. In 2021, for the miles driven while carrying a load, what percentage of those "LOADED miles" were driven while carrying the following?

Round to the nearest whole percent. Percentages can add to more than 100% if more than one type of product was carried at the same time.

Products	Percent of loaded miles
Agricultural and animal products	
Animals and fish, live	<input type="text"/> <input type="text"/> <input type="text"/> %
Animal feed and products of animal origin (eggs, hides, etc.)	<input type="text"/> <input type="text"/> <input type="text"/> %

QUESTION CONTINUES ON PAGE 17



ESTIMATES ARE ACCEPTABLE**N PRODUCTS, EQUIPMENT, OR MATERIALS - Continued**

Products	Percent of loaded miles
Agricultural and animal products – continued	
Grains, cereal (wheat, corn, rye, etc.)	<input type="text"/> <input type="text"/> <input type="text"/> %
All other agricultural products (crops, live plants, bulbs, flowers, etc.)	<input type="text"/> <input type="text"/> <input type="text"/> %
Chemicals and chemical products	
Basic chemicals (hydrogen, oxygen, hydrochloric acid, chlorine, sodium hydroxide etc.)	<input type="text"/> <input type="text"/> <input type="text"/> %
Fertilizers and fertilizer materials.	<input type="text"/> <input type="text"/> <input type="text"/> %
Pharmaceutical products (including blood, organs, gauze, etc.)	<input type="text"/> <input type="text"/> <input type="text"/> %
All other chemical products and preparations	<input type="text"/> <input type="text"/> <input type="text"/> %
Food products, alcohol, and tobacco	
Alcoholic beverages	<input type="text"/> <input type="text"/> <input type="text"/> %
Bakery and milled grain products (baked snack goods, pasta, cereal, etc.)	<input type="text"/> <input type="text"/> <input type="text"/> %
Meat, seafood, and their preparations.	<input type="text"/> <input type="text"/> <input type="text"/> %
Tobacco products (cigarettes, cigars, chewing tobacco, etc.) including electronic devices.	<input type="text"/> <input type="text"/> <input type="text"/> %
All other prepared foodstuffs (dairy products, fats, food oils, sauces, spices, etc.)	<input type="text"/> <input type="text"/> <input type="text"/> %
Forestry, wood, and paper products	
Logs and other wood in the rough (logs for lumber, pulping, fuel, etc.)	<input type="text"/> <input type="text"/> <input type="text"/> %
Paper or paperboard articles (toilet paper, paper towels, wallpaper, envelopes, etc.)	<input type="text"/> <input type="text"/> <input type="text"/> %
Printed products (books, brochures, newspapers, etc.)	<input type="text"/> <input type="text"/> <input type="text"/> %
Pulp, newsprint, paper, and paperboard (newsprint in large rolls, napkin stock, etc.)	<input type="text"/> <input type="text"/> <input type="text"/> %
Wood products (wood chips, plywood, doors, windows, etc.)	<input type="text"/> <input type="text"/> <input type="text"/> %

QUESTION CONTINUES ON PAGE 18



ESTIMATES ARE ACCEPTABLE

N PRODUCTS, EQUIPMENT, OR MATERIALS - Continued

Products	Percent of loaded miles
Manufactured metal and mineral products	
Articles of base metal (pipes, nails, screws, tubes, fittings, locks, etc.)	<input type="text"/> <input type="text"/> <input type="text"/> %
Base metal in primary or semifinished forms (bars and rods of steel or iron, etc.)	<input type="text"/> <input type="text"/> <input type="text"/> %
Nonmetallic mineral products (cement, bricks, glass, concrete products, mirrors, etc.)	<input type="text"/> <input type="text"/> <input type="text"/> %
Other manufactured products or equipment	
Electronic and other electrical equipment (telephones, computer equipment, etc.)	<input type="text"/> <input type="text"/> <input type="text"/> %
Furniture, mattresses, lamps, etc.	<input type="text"/> <input type="text"/> <input type="text"/> %
Machinery (motors, turbines, air conditioning equipment, fans, dishwashers, etc.)	<input type="text"/> <input type="text"/> <input type="text"/> %
Miscellaneous manufactured products (toys, sports equipment, jewelry, clocks, etc.)	<input type="text"/> <input type="text"/> <input type="text"/> %
Precision instruments and apparatus (cameras, eyewear, measuring instruments, etc.)	<input type="text"/> <input type="text"/> <input type="text"/> %
Textile, leather, and related articles (footwear, yarns, threads, comforters, etc.)	<input type="text"/> <input type="text"/> <input type="text"/> %
Vehicles, including parts (cars, motorcycles, trailers, etc.)	<input type="text"/> <input type="text"/> <input type="text"/> %
All other transportation equipment (aircraft, boats, locomotives, etc.)	<input type="text"/> <input type="text"/> <input type="text"/> %
Mining materials (raw form)	
Coal (non-agglomerated and agglomerated)	<input type="text"/> <input type="text"/> <input type="text"/> %
Crude petroleum	<input type="text"/> <input type="text"/> <input type="text"/> %
Gravel or crushed stone	<input type="text"/> <input type="text"/> <input type="text"/> %
Metallic ores and concentrates	<input type="text"/> <input type="text"/> <input type="text"/> %
Monumental or building stone (marble, limestone, granite, sandstone, etc.)	<input type="text"/> <input type="text"/> <input type="text"/> %
Natural sands	<input type="text"/> <input type="text"/> <input type="text"/> %

QUESTION CONTINUES ON PAGE 19



ESTIMATES ARE ACCEPTABLE

N PRODUCTS, EQUIPMENT, OR MATERIALS - Continued

Products	Percent of loaded miles
Mining materials (raw form) – continued	
All other nonmetallic minerals (salt, table salt, clays, asbestos, dolomite, etc.)	<input type="text"/> <input type="text"/> <input type="text"/> %
Petroleum products (refined)	
Fuel oils (diesel, bunker C, biodiesel, etc.)	<input type="text"/> <input type="text"/> <input type="text"/> %
Gasoline and blends of gasoline w/ up to 10% alcohol volume (E10 or lower)	<input type="text"/> <input type="text"/> <input type="text"/> %
Aviation turbine fuel (types A & B) and kerosene	<input type="text"/> <input type="text"/> <input type="text"/> %
Ethanol and ethanol blends (more than 10% alcohol volume) and other fuel alcohols	<input type="text"/> <input type="text"/> <input type="text"/> %
Plastics and rubber (tires, blinds, articles made of plastics or rubber, mud flaps, etc.)	<input type="text"/> <input type="text"/> <input type="text"/> %
All other coal and refined petroleum products (greases, propane, etc.)	<input type="text"/> <input type="text"/> <input type="text"/> %
Waste, refuse, and recycling	
Hazardous waste (EPA manifest)	<input type="text"/> <input type="text"/> <input type="text"/> %
All other waste and scrap (including trash, yard waste, biosludge, non-EPA manifested hazardous materials, etc.)	<input type="text"/> <input type="text"/> <input type="text"/> %
Recyclable products	<input type="text"/> <input type="text"/> <input type="text"/> %
Miscellaneous	
Mail and courier parcels	<input type="text"/> <input type="text"/> <input type="text"/> %
Empty shipping containers	<input type="text"/> <input type="text"/> <input type="text"/> %
Mixed freight (multiple commodities on the same load)	<input type="text"/> <input type="text"/> <input type="text"/> %
Products, equipment, or materials not elsewhere classified – <i>please specify</i> ↴ <input style="width: 600px; height: 20px;" type="text"/>	<input type="text"/> <input type="text"/> <input type="text"/> %



ESTIMATES ARE ACCEPTABLE**CONTACT INFORMATION**

Name

Street Address

City (or city equivalent)

State

ZIP Code

Phone number

Extension

Email

Signature

Month Day Year

Please use the space below for any comments or explanation pertaining to your responses.

THANK YOU
for completing your 2021 Vehicle Inventory and Use Survey.

Please photocopy this form for your records and return the original to the Census Bureau in the envelope provided.

NOTICE

We estimate this survey will take an average of 65 minutes to complete. Factors such as the number, type(s), and activities of the sampled truck(s) will affect your actual time to complete the survey. This estimate includes the time for reviewing instructions, searching existing data sources, gathering and maintaining the data needed, and completing and reviewing the collection of information. You may e-mail comments regarding this burden estimate or any other aspect of this collection of information, including suggestions for reducing this burden to: erd.survey.comments@census.gov. Be sure to use "ERD Survey Comments 0607-0892" as the subject.

