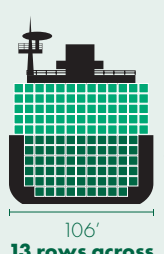

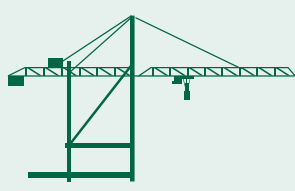
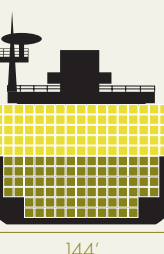

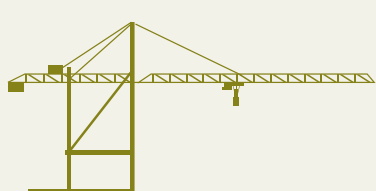

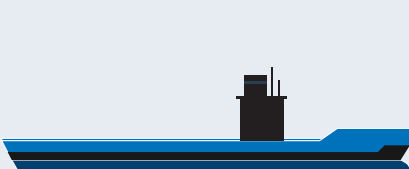
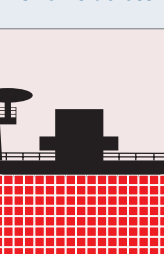



	Vessel: Container Configuration Cross-Section	Vessel: Profile	Ship-to-Shore Gantry Crane
Panamax	 <p>Container Stacks: 5 above 6 below</p> <p>106' 13 rows across</p>	 <p>965' 3,000 - 5,000 TEU</p> <p>Maximum length/beam of original Panama Canal locks</p>	 <p>Example size: Lift height, in feet: 82' Outreach, in containers: up to 16 across</p>
Post-Panamax	 <p>Container Stacks: 5 above 6 below</p> <p>144' 17 rows across</p>	 <p>1,100' 4,500 - 10,000 TEU</p> <p>Example Post-Panamax size</p>	 <p>Example size: Lift height, in feet: 115' Outreach, in containers: 17 to 19 across</p>
Neo-Panamax	 <p>Container Stacks: 7 above 6 below</p> <p>160' 18 rows across</p>	 <p>1,200' 12,000 - 14,400 TEU</p> <p>Maximum length/beam of new Panama Canal locks</p>	Super Post-Panamax Crane
Megaship	 <p>Container Stacks: 10 above 8 below</p> <p>177' 21 rows across</p>	 <p>1,300' 10,000 - 20,000 TEU</p> <p>Example Megaship size</p>	

All cranes or vessels in a column are to scale with each other, but scale differs between columns