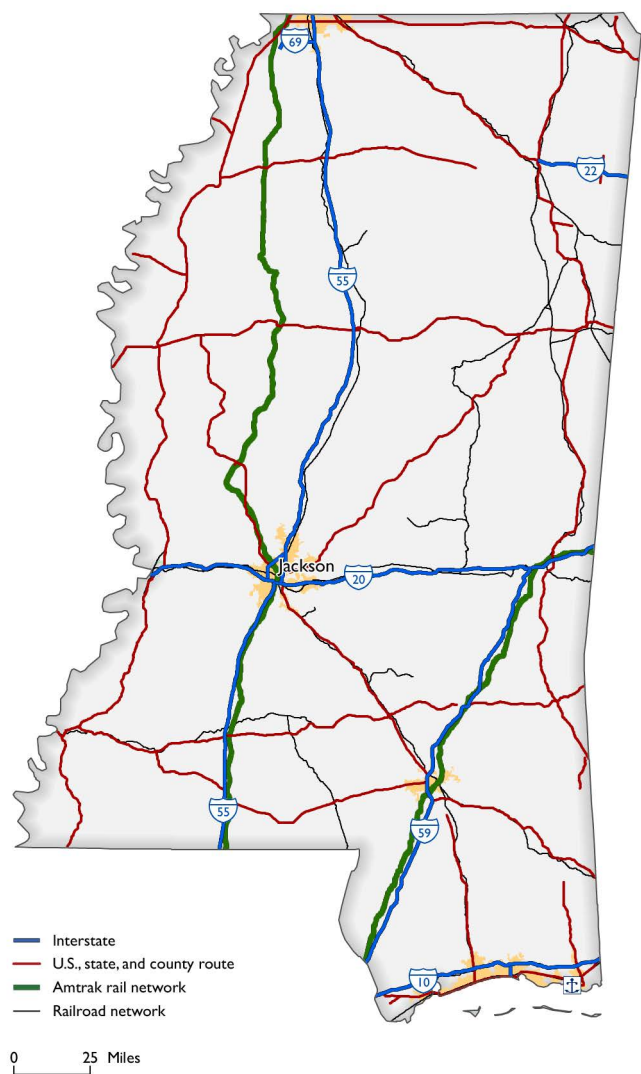


Mississippi

Transportation by the Numbers

Transportation Infrastructure



Miles of Public Road

77,477

ROAD CONDITION
Good or Fair 73.2%

Roads with acceptable pavement
ride quality based on International
Roughness Index

Major Airports

11

Includes Federal Aviation
Administration Part-139 public use
airports.

Bridges

17,071

BRIDGE DECK AREA CONDITION
Good 65.4%
Fair 30.4%
Poor 4.2%

Major Water Ports

6

Includes ports ranked in the top
150 ports by tonnage in 2018.

Miles of Freight Railroad

2,455

Number of MPOs

4

Miles of Waterway

870

POPULATION

3.0m

2019

▲ 0.6%

2009-2019

EMPLOYMENT

1.1m

2018

▼ 0.0%

2008-2018

LICENSED DRIVERS

2.1m

2018

▲ 6.3%

2008-2018

REGISTERED VEHICLES

2.1m

2017

▲ 2.5%

2007-2017

TRANSIT RIDERSHIP

4.6m

2018

▲ 105.4%

2008-2018

AIR CARRIER ENPLANEMENTS

928.6k

2018

▼ -28.2%


2008-2018

HIGHWAY TRAVEL

Billions of vehicle miles traveled

2008-2018

▼ -6.8%



HOW RESIDENTS GET TO WORK

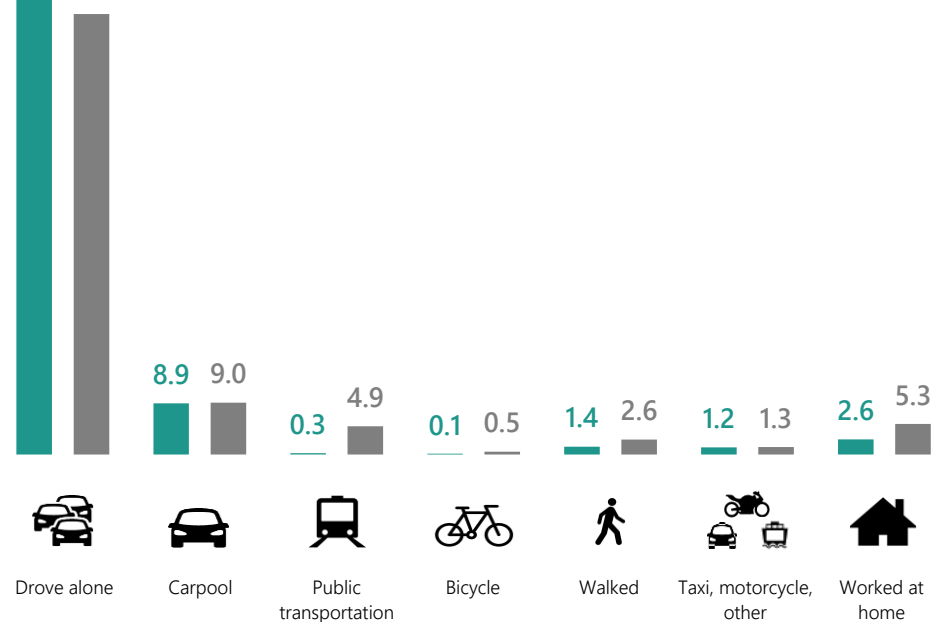
Percentage of workers over age 16, 2018

85.5

76.3

■ Mississippi

■ United States



AVERAGE DAILY PERSON MILES

Miles per person per day, 2017

Mississippi 37.0

United States 36.1

AVERAGE DAILY PERSON TRIPS

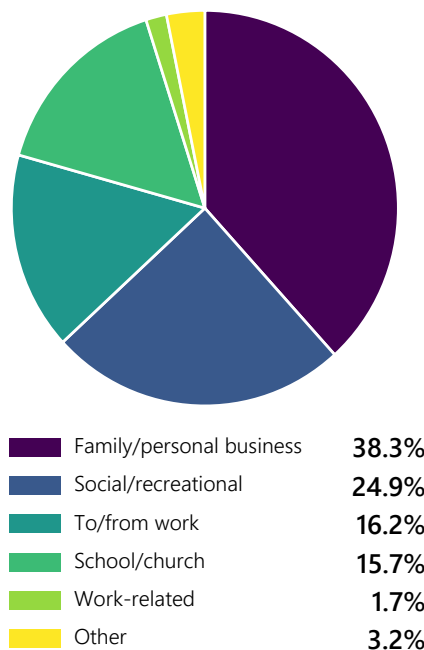
Trips per person per day, 2017

Mississippi 3.20

United States 3.37

PASSENGER TRAVEL BY TRIP PURPOSE

Percentage of annual person trips, 2017



TRANSPORTATION INDUSTRY JOBS

34.5k

2018

▲ 12.1%

2008-2018

Truck transportation

19,482 ▲ 2.9%

Transit and ground passenger transportation

2,455 ▲ 20.6%

Air transportation

208 ▼ -43.8%

Other

12,341 ▲ 30.5%

VALUE OF FREIGHT FLOW

\$322.3b ▲ 0.5%

Current dollars, 2018 2012-2018

TONS OF FREIGHT FLOW

456.9m ▼ -6.1%

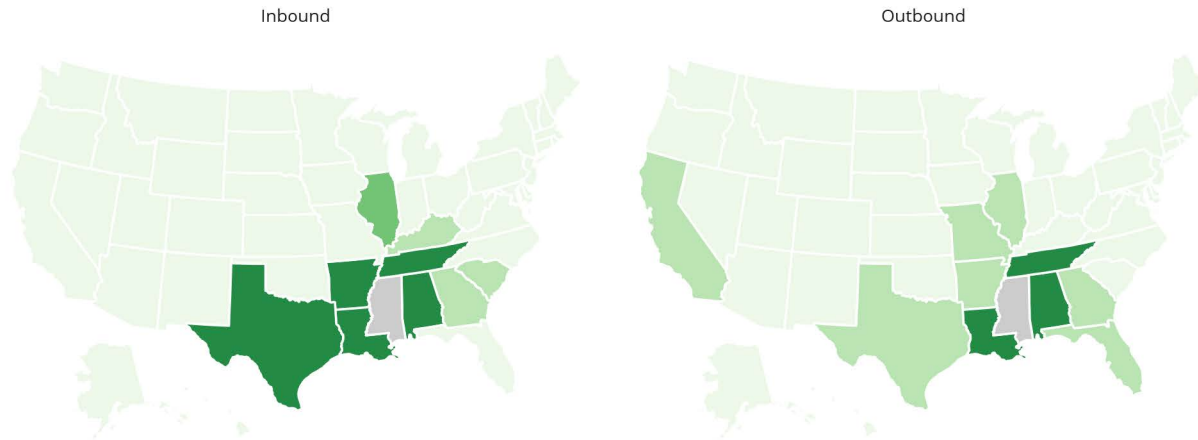
2018 2012-2018

TON-MILES OF FREIGHT FLOW

142.2b ▼ -5.0%

2018 2012-2018

MISSISSIPPI INTERSTATE FREIGHT FLOWS, 2018



Millions of tons 0-1 1-5 5-10 10+

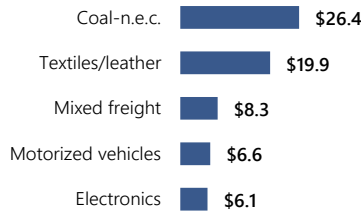
STATE GROSS DOMESTIC PRODUCT

\$114.8b ▲ 18.6%

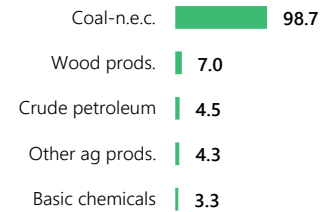
Current dollars, 2018 2008-2018

TOP COMMODITIES SHIPPED FROM MISSISSIPPI

By value moved in billions of current dollars, 2018

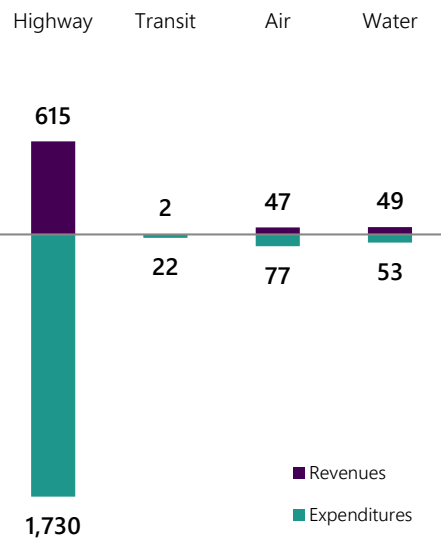


By weight moved in millions of tons, 2018



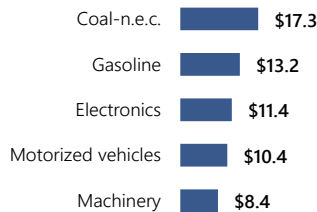
STATE AND LOCAL GOVERNMENT TRANSPORTATION REVENUES AND EXPENDITURES

Millions of current dollars, 2017

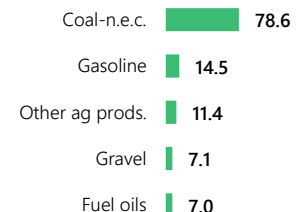


TOP COMMODITIES SHIPPED TO MISSISSIPPI

By value moved in billions of current dollars, 2018

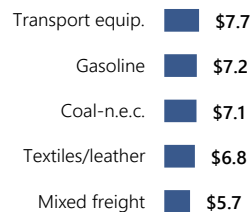


By weight moved in millions of tons, 2018

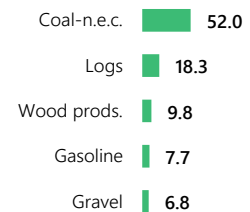


TOP COMMODITIES SHIPPED WITHIN MISSISSIPPI

By value moved in billions of current dollars, 2018



By weight moved in millions of tons, 2018



RAIL FATALITIES



TRANSIT FATALITIES



RECREATIONAL BOAT FATALITIES



HIGHWAY FATALITIES

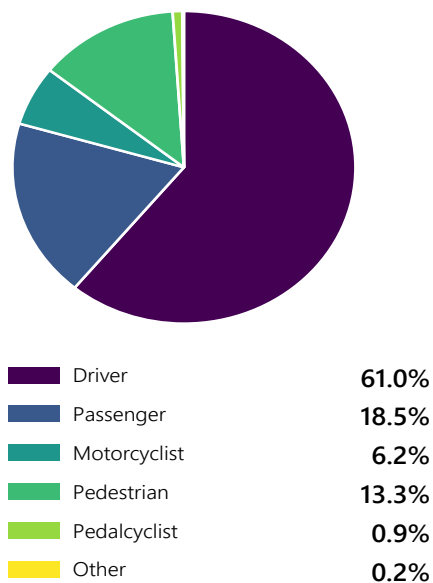


HIGHWAY FATALITY RATE

Fatalities per 100 million vehicle miles traveled, 2018

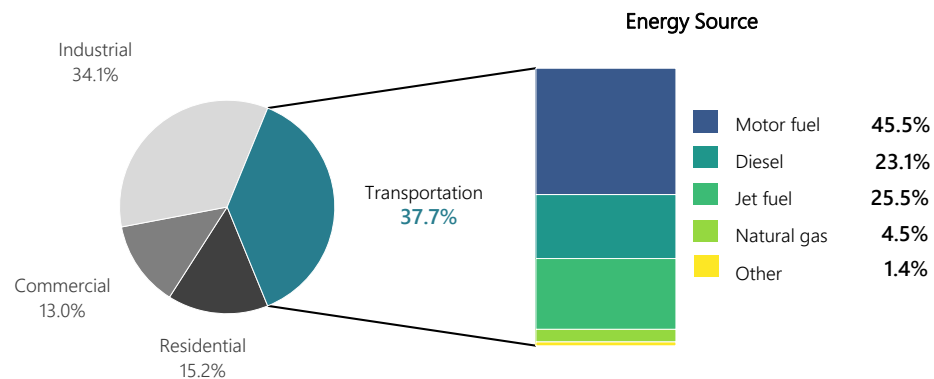


HIGHWAY FATALITIES BY PERSON



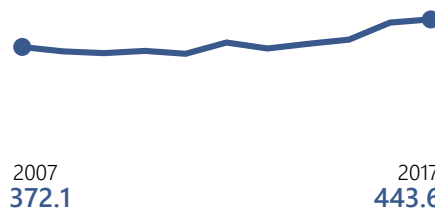
ENERGY USE BY SECTOR

Percent of Btu consumed, 2017



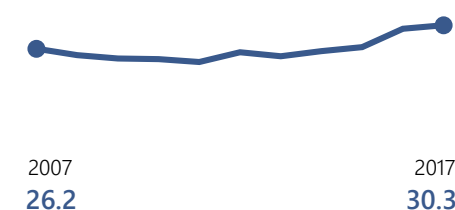
TRANSPORTATION ENERGY USE

Trillion Btu consumed, 2007-2017



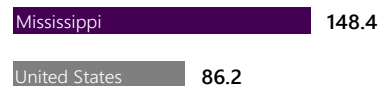
TRANSPORTATION EMISSIONS

Million metric tons of CO₂, 2007-2017



TRANSPORTATION ENERGY USE PER CAPITA

Million Btu per capita, 2017



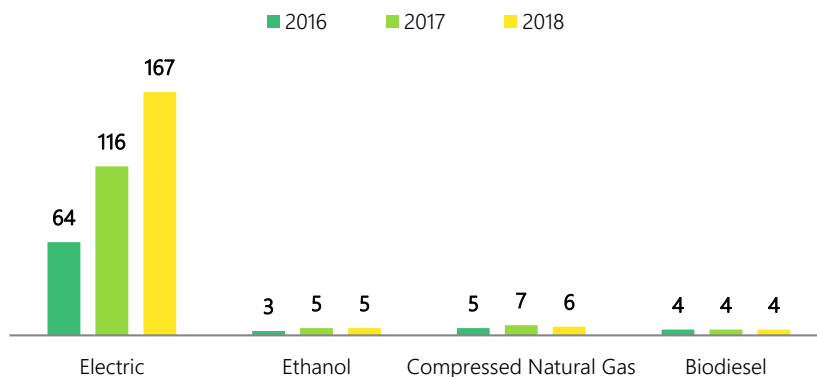
HIGHWAY MOTOR FUEL USE PER CAPITA

Gallons per capita, 2018



ALTERNATIVE FUEL STATIONS

Number of stations, 2016-2018



Sources: Roads, Bridges, Licensed Drivers, Vehicle Miles Traveled, Motor Fuel Use-Federal Highway Administration. Railroads-American Association of Railroads. Airports-Federal Aviation Administration. Ports, Border Ports, Enplanements-Bureau of Transportation Statistics. Population, Employment, Commuting-U.S. Census Bureau. Transit Ridership, Transit Safety-Federal Transit Administration. Personal Travel-Federal Highway Administration, National Household Travel Survey. Freight-Bureau of Transportation Statistics, Freight Analysis Framework. GDP-Bureau of Economic Analysis. Highway Safety-National Highway Traffic Safety Administration. Rail Safety-Federal Railroad Administration. Recreational Boating Safety-U.S. Coast Guard. Energy Consumption, Emissions-Energy Information Administration. Alternative Fuel Stations-Alternative Fuels Data Center.